

GOOD VS BAD



PROVISIO
NAL TRES
CENTAVOS

Arrows point to the following features:
 9: Top of 'PROVISIO'
 10: Top of 'NAL'
 7: Dot of 'T'
 8: Top of 'S'
 5: Bottom of 'CENTAVOS'
 6: Bottom of 'S'
 4: 'T M' mark below the word
 3: Top of 'CENTAVOS'


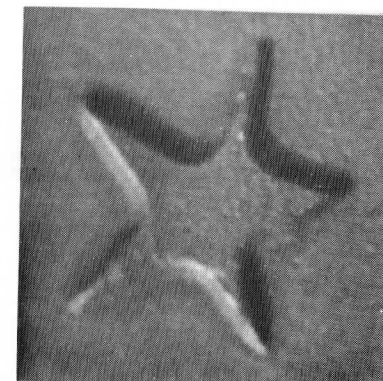

ESTADO
L.Y. S. DE
OAXACA

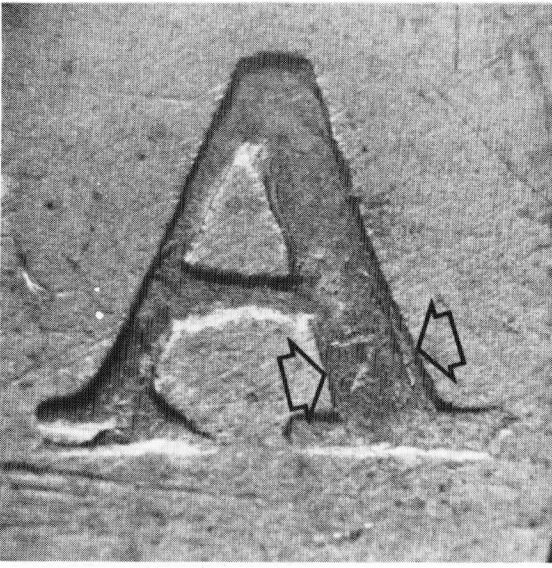
Arrows point to the following features:
 3: Top of 'ESTADO'
 2: Bottom of 'OAXACA'
 1: Bottom of '1915'



OAXACA 3¢

The rectangular 3¢ of Oaxaca is a scarce enough specimen to command a high price which makes it worthwhile for some talented individual to copy it for the profit involved. Described here is such a piece.







The process that was used to duplicate the original managed to reproduce many of the smaller details but failed when copying the heavy portions of most the lettering since they show considerable reduction in thickness.

- 1: The missing portion of the "9" in 1915 is accurately reproduced but there is an obvious difference in the shape of each "1" when making a comparison of the original and the copy.
- 2: The double punch on the left leg of the first "A" in OAXACA came across in the reproduction..... well, it almost did anyway.


2




2 #



3




3 #



4


- 3: The tilt to the left of the "D" in ESTADO was faithfully copied but without the clear underlying doubling to the left.
- 4: The "T" of TM really looks much better on the spurious specimen than it does on the genuine one.



4 #



5




5 #

5: The obvious break in the bottom of the "E" in CENTAVOS that is evident on the genuine specimen was not reproduced on the copy.


6&7: The letter-punch which was used to punch all three "T's" into the original dies had a flaw in the form of a small notch which shows in the bottom side of the right end of the top crossbar.

One "T", the one in CENTAVOS, on the spurious specimen shows a similar defect but the other two "T's" do not show it.


6



6 #



7 #






8



8 #

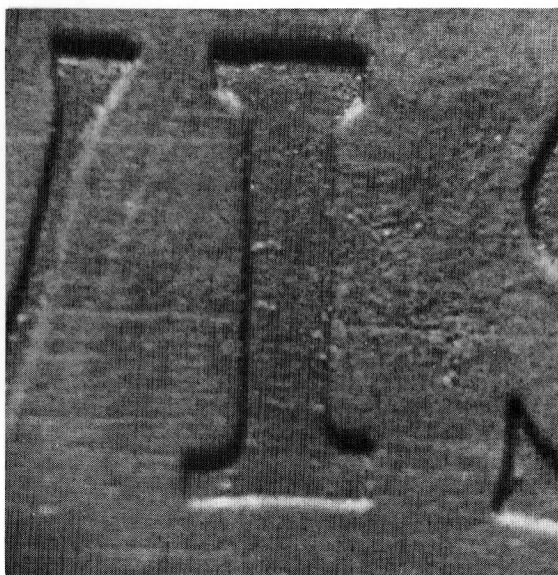


9 #

10



10 #



8&9: The letter-punch which was used to punch both of the "R's" into the original dies had a flaw in the form of a small notch which shows clearly on the outside of the top curved portion.

One "R", the one in TRES, on the spurious specimen shows a similar defect but the other "R" does not show it.

10: There are two characteristics of the dies used to produce genuine specimens that are most notable.

Along with the slanted "D" that occurs in ESTADO is the underlying double punch of the first "I" in PROVISIO which is missing entirely on the spurious piece.